


MOE'S

home collection

ASSEMBLY INSTRUCTIONS.

CLARISSA DINING CHAIR GREY-M2




JW-1002-15






THANK YOU FOR YOUR PURCHASE!

PARTS AND HARDWARE.

PARTS LIST

No.	DESCRIPTION	IMAGE	Q'TY
P1	BODY		1
P2	WOOD LEGS		2
P3	WOOD LEGS		2

HARDWARE LIST

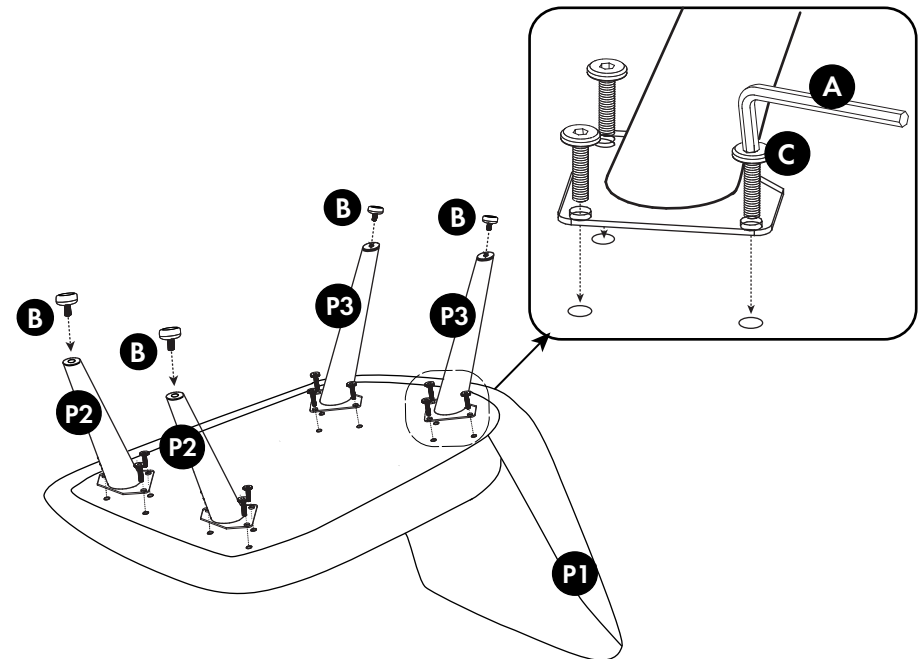
No.	DESCRIPTION	IMAGE	Q'TY
A	BOLT (Ø5/16 x 25 MM)		12
B	ADJUSTABLE HEIGHT FEET		4
C	ALLEN KEY		1

NOTES.

Thank you for purchasing this quality product! Be sure to check all packing material carefully for small part that may have come loose inside the carton during shipping.

CAUTION: The item is heavy, assembly should be performed by two people.

STEP 1.



STEP 2.

